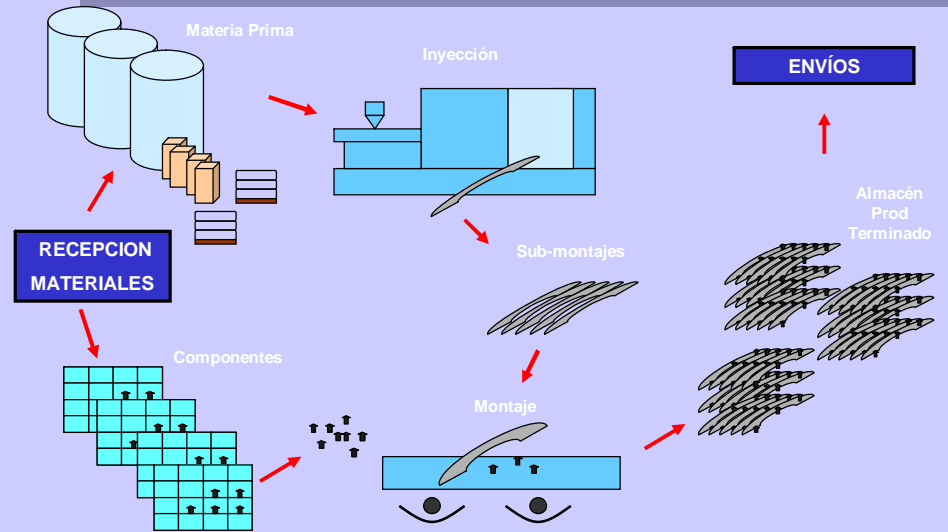


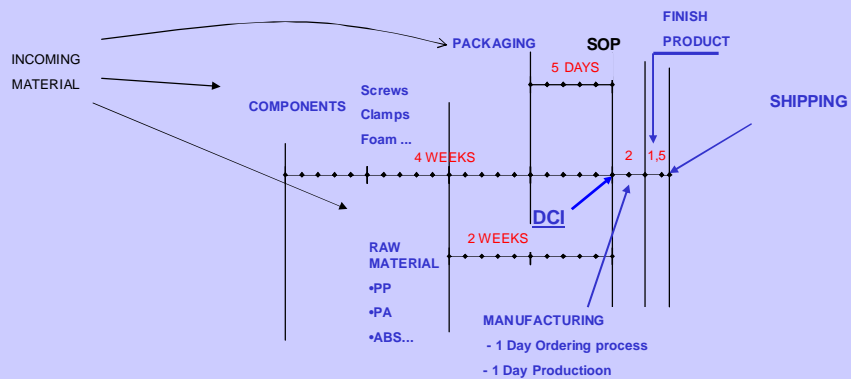
# DOCK TO DOCK

Industrias ALEGRE S.A.

# PROCESO DE FABRICACIÓN

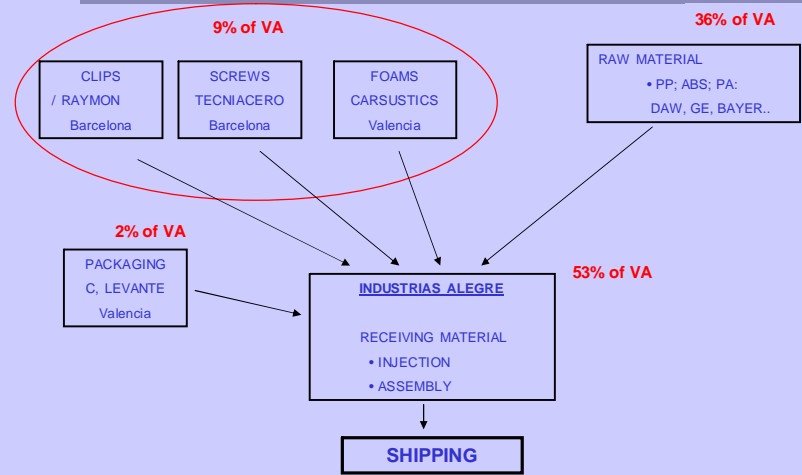


# Dock To Dock Profile: May 2005

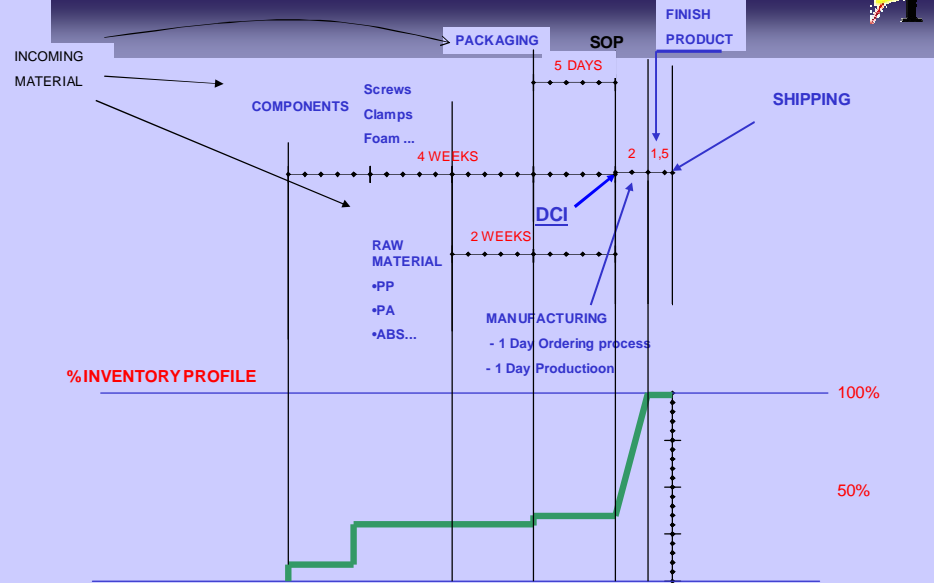


SOP: Start of Production  
 EOP: End of Production  
 1 DAY →

# Product Value Chain

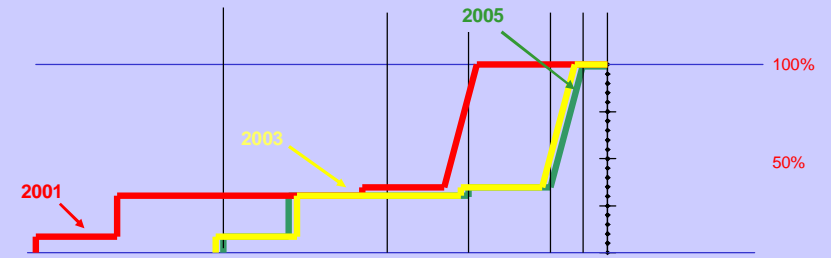


### Profile evolution



### Dock To Dock Profile: May 2005

#### INVENTORY PROFILE EVOLUTION



### Dock To Dock Profile: July 2003

#### DOCK TO DOCK (EQUIVALENT DAYS)

	2001			2003			2005-05		
	Days	%	EQ	Days	%	EQ	Days	%	EQ
Componets	25	9	2,3	20	9	1,8	20	9	1,8
Raw Material	20	36	7,2	15	36	5,4	10	36	3,6
Packaging	5	2	0,1	5	2	0,1	5	2	0,1
Work In Process	3	73,5	2,2	2	73,5	1,5	2	73,5	1,5
Finish Good Inventory	8	100	8,0	2	100	2,0	1,5	100	1,5
<b>DOCK TO DOCK</b>			<b>17,5</b>			<b>9,0</b>			<b>6,7</b>